



metroPOD FEL SMARTcontainer

The metroPOD FEL SMARTcontainer is a next-generation solution for high-capacity waste and recycling in residential, commercial, and municipal environments. Designed for fully automated front-end loading (FEL) service, these units eliminate the need for direct handling by users or collection crews, improving accessibility, reducing contamination, and supporting cleaner, more efficient streetscapes.

With clearly labeled openings for trash, food scraps, paper, glass, textiles, or bulky items, metroPOD enables multi-stream diversion while maintaining a 44-inch deposit height that meets ADA requirements for inclusive access.

Optional features such as metroWRAP graphic panels, metroSORT color-coded apertures, K-door secured user deposit access, and metroKEY secure access control promote correct use, reduce contamination, and encourage sustainable habits.

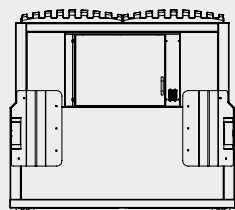
Purpose-built for automated front-load collection, each ANSI-compliant container can be lifted, emptied, and replaced without the driver leaving the

cab, cutting service time and lowering risk for operators. Smart sensors monitor fill levels in real time to optimize collection routes, reduce unnecessary pickups, and lower costs while providing data that increases service accountability.

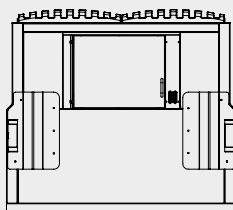
Access can be restricted to authorized users through the metroKEY system, which prevents illegal dumping and improves user accountability. App-based dashboards can provide managers with real-time insights into usage patterns, making it easier to control access, timing, and volume. The integrated enclosure design discourages dumping around containers and eliminates hidden areas that might attract scavenging or illicit disposal.

Built with an all-steel modular structure, metroPOD is engineered to withstand heavy public use while blending into urban environments with sleek proportions and optional decorative finishes. Standalone units are visually attractive, and the heavy duty ground fix barriers ensure the containers are returned to consistent location, creating a discreet collection point and in some cases removing the need for a separate enclosure.

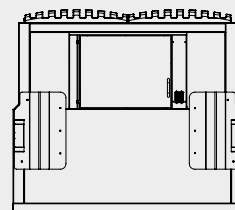
Product Range



Wheeled FEL Container
User Deposit Access Door

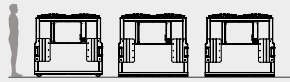


FEL Container
User Deposit Access Door



Smart FEL Container
Smart User Deposit Access Door

Product Capacity & Dimensions



Model	Description	User Deposit Access	Access	ADA Compliant	Depth (Inches)	Width (Inches)	Height (Inches)
mPOD 3 W	3yd Capacity Wheeled FEL Container with User Deposit Access Door	Rear	Top	✓	—	—	—
mPOD 3 W SK	3 yd Capacity Smart FEL Container with Access Controlled User Deposit Access Door	Rear	Top	✓	—	—	—
mPOD 4	4 yd Capacity FEL Container with User Deposit Access Door	Rear	Top	✓	54.8	80.3	60.6
mPOD 4 SK	4 yd Capacity Smart FEL Container with Access Controlled User Deposit Access Door	Rear	Top	✓	54.8	80.3	60.6
mPOD 6	6 yd Capacity FEL Container with User Deposit Access Door	Rear	Top	✓	64.9	80.3	72.4
mPOD 6 SK	6 yd Capacity Smart FEL Container with Access Controlled User Deposit Access Door	Rear	Top	✓	64.9	80.3	72.4
mPOD 8	8 yd Capacity FEL Container with User Deposit Access Door	Rear	Top	✓	72.8	80.3	81.4
mPOD 8 SK	8 yd Capacity Smart FEL Container with Self Close User Deposit Access Door	Rear	Top	✓	72.8	80.3	81.4

Product Specification & Options

Build Components	Build Specification	Standard Specification	Options
A) Dumpster Frame	Mild Steel Welded Assembly	HD Galvanized Finish	A1) Color PPC Finish
B) Dumpster Shell	Mild Steel Welded Assembly	Zinc / PPC Anthracite Grey Finish	B1) Alternative Color PPC Finish B2) Graphic Design Wrap (Per Side)
C) Dumpster Service	Reinforced Fork Pockets / Guide Plates	Mild Steel Welded Assembly- Compliant to ANSI Z245.60 for front-load container compatibility	C1) Hazard Warning Graphics
D) Dumpster Service Access	Gravity Lock / Top Hinged Lid / Split Pair	Duraflex Moulded Plastic	E1) Mixed Recycling Aperture Insert E2) Bottles & Cans Recycling Aperture Insert E3) Paper & Cardboard Recycling Aperture Insert E4) Omit Deposit Access Door E5) Waste Stream Graphics to Door E6) Front Panel Deposit Access Door- In Lieu of Rear Panel Door
	Locking Bar / Padlock Fitting - Mild Steel Welded Assembly	HD Galvanized Finish	
E) User Deposit Access	ADA Compliant Rear Panel Side Hinged Door		
	Mild Steel Welded Assembly	Zinc / PPC Anthracite Grey Finish	
	Cast Steel Hinges	HD Galvanized Finish	
	Square Drive Key / Slam Latch	Aluminum / Stainless Steel	
F) User Deposit Access Control	ADA Compliant Side Hinged Door		F1) Electronic Keypad Latch
	Mild Steel Welded Assembly	Zinc / PPC Anthracite Grey Finish	F2) Dual System Bluetooth App / Electronic Keypad Access Control
	Cast Steel Hinges	HD Galvanized Finish	
	Self-Closing Cylinder / Electronic Latch	Aluminum / Stainless Steel	
G) SMART Connectivity			G1) Fill-Level Sensor G2) <i>Required for F2 Option</i> metroKEY Interactive Access Control System- Smartphone Based User Interface / Administrator Portal / Dashboards G3) <i>Required for G1 Option</i> metroKEY Interactive Fill-Level Monitoring System- Remote Monitoring of Dumpster Fill Levels / Administrator Portal / Dashboards G4) <i>Applies to F2 and G1 Combined</i> metroKEY Interactive Access Control and Fill-Level Monitoring System- Smartphone Based User Interface Remote Monitoring of Dumpster Fill Levels / Administrator Portal / Dashboards
H) Maintenance			H1) 6 monthly Maintenance Visit Inspect Unit / Provide Condition Report / Clean Lubricate & Adjust Moving Components
J) Installation	Dumpster Locating System		
	Mild Steel Welded Assembly	Zinc / PPC Traffic Yellow Finish	
	Resin-Anchor Ground Fixings		

Integrated Enclosure

Discourages dumping around units and reduces scavenging

Steel Modular Build

Durable structure with sleek proportions and customizable decorative finishes

Multi-Stream Diversion

Clearly labeled apertures for trash, food scraps, cardboard, glass, textiles, and bulky items

ADA-Compliant Access

44-inch deposit height ensures easy, inclusive use for all




ANSI Compliant

Designed for ANSI Z245.60 front-load collection, with no driver exit required



Restricted Access

Keypad or metroKEY app limits use to authorized users, preventing illegal dumping



Color-Coded Apertures

metroSORT options guide correct disposal and reduce contamination

Waste Stream Graphics

metroSTOR door systems with color-coding, graphics, symbols and stream specific aperture restrictors enable organizations to customize to their specific waste diversion process. This modular system that can be retrofitted or changed up as initiatives develop and new legislation is introduced.

